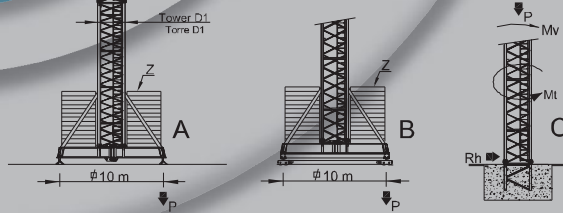



PARTS
Elementos

Counterweight Contrapeso	Jib Length Comprimento da Lança	Kg / m		m	15	20	25	28	33	38	40	45	50	55	60	65	70
		16000	8000														
20000kg 6x2000kg+2x1000kg	70 m L79+L82+L83+L84+L85+L86+L87+L88+L89+L90	15,3 m	30,2 m	8000	8000	8000	8000	8000	7280	6220	5870	5130	4540	4050	3650	3300	3000
20000kg 6x2000kg+2x1000kg	65 m L79+L82+L83+L84+L85+L86+L87+L88+L89	16,8 m	33,2 m	8000	8000	8000	8000	8000	8000	6920	6540	5720	5070	4540	4090	3700	
19000kg 5x2000kg+1x1000kg	60 m L79+L82+L83+L84+L85+L86+L87+L88	17,9 m	35,4 m	8000	8000	8000	8000	8000	7440	6320	5940	5120	4470	3940	3490	3100	
19000kg 5x2000kg+1x1000kg	55 m L79+L82+L83+L84+L85+L86+L87	18,6 m	36,9 m	8000	8000	8000	8000	8000	7770	7340	6440	5710	5100				
18000kg 9x2000kg	50 m L79+L82+L83+L84+L85+L86	18,7 m	37 m	8000	8000	8000	8000	8000	7790	7360	6450	5700					
16000kg 8x2000kg	45 m L79+L82+L83+L84+L85	18,6 m	36,8 m	8000	8000	8000	8000	8000	7770	7340	6400						
15000kg 7x2000kg+1x1000kg	40 m L79+L82+L83+L84	18,6 m	36,8 m	8000	8000	8000	8000	8000	7770	7300							
14000kg 7x2000kg	38 m L79+L82+L83+L85+L86	18,8 m	37,1 m	8000	8000	8000	8000	8000	7700								
12000kg 6x2000kg	33 m L79+L82+L83+L85	18,8 m	33 m	8000	8000	8000	8000	8000									
11000kg 5x2000kg+1x1000kg	28 m L79+L82+L83	18,6 m	28 m	8000	8000	8000	8000										



SGT 7030TL

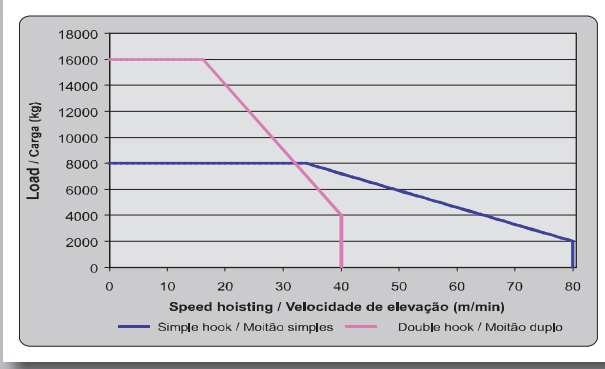


CHARACTERISTICS Características

Motions Movimento	Speed Velocidade	Motor's power Pot. dos motores
Hoisting Elevação	0 a 80 m/min.	50 kW
	0 a 40 m/min.	
Slewing Orientação	0 a 1 r.p.m.	4x5 daN.m
Trolleying Distribuição	0 a 60 m/min.	12 daN.m
Travelling Translação	0 a 10 m/min.	2x12 kW
Electric power / Potência total		100 kVA
Tension / Tensão		400 v ±5% (50 Hz)

* Option / Opção

SPEED DIAGRAM Diagrama de Velocidade



REACTIONS Reações

UPON REQUEST

Load DIAGRAM Diagrama de Cargas

